

Mail a link (mailto:)

Sitemap (/index.php?sitemap)

Contact (/content/company/Contact.html)

Distributors (/content/TICS/Distributors.html)

(/index.php)



Products (/index.php/products) TIOBE TICS (/index.php/tics) Index (/content/general/privacy.html)

Paper & Info (/index.php/paperInfo)

## vServers for everyone

6x more web space and 5x CPU power. Just 4,85€ per month. Order now!



(/content/paperinfo/tpci/rss)



# TIOBE Index for February 2015

## February Headline: JavaScript at highest position ever

After having won the TIOBE programming language award of 2014 last month, JavaScript keeps going strong. This month it surpasses PHP and is now at position 6. This is JavaScript's highest position ever. On the other hand, Objective-C's days seem to be over. Objective-C lost more than 5% in one year's time and is now back at fourth position behind C++. Objective-C was in third place in the TIOBE index for more than 2.5 years.

The TIOBE Programming Community index is an indicator of the popularity of programming languages. The index is updated once a month. The ratings are based on the number of skilled engineers world-wide, courses and third party vendors. Popular search engines such as Google, Bing, Yahoo!, Wikipedia, Amazon, YouTube and Baidu are used to calculate the ratings. It is important to note that the TIOBE index is not about the *best* programming language or the language in which *most lines of code* have been written.

The index can be used to check whether your programming skills are still up to date or to make a strategic decision about what programming language should be adopted when starting to build a new software system. The definition of the TIOBE index can be found here (/content/paperinfo/tpci/programminglanguages\_definition.html).

Sign up for a demo!  
(mailto:tics@tiobe.com? Subject=TICS%20Demo%20Reque



C# Code Checker

TICS Basic for C# 7.5.2

C# coding rule checker supporting the well-known Philips C# coding standard

Download free trial!

Buy direct

### TIOBE Index



February 2015

Feb 2015	Feb 2014	Change	Programming Language	Ratings	Change
1	1		C	16.488%	-1.85%
2	2		Java	15.345%	-1.97%
3	4	▲	C++	6.612%	-0.28%
4	3	▼	Objective-C	6.024%	-5.32%
5	5		C#	5.738%	-0.71%
6	9	▲	JavaScript	3.514%	+1.58%
7	6	▼	PHP	3.170%	-1.05%
8	8		Python	2.882%	+0.72%
9	10	▲	Visual Basic .NET	2.026%	+0.23%
10	-	▲	Visual Basic	1.718%	+1.72%
11	20	▲	Delphi/Object Pascal	1.574%	+1.05%
12	13	▲	Perl	1.390%	+0.50%
13	15	▲	PL/SQL	1.263%	+0.66%
14	16	▲	F#	1.179%	+0.59%
15	11	▼	Transact-SQL	1.124%	-0.54%

16	30	⬆️	ABAP	1.048%	+0.69%
17	14	⬇️	MATLAB	1.033%	+0.39%
18	44	⬆️	R	0.963%	+0.71%
19	17	⬇️	Pascal	0.960%	+0.41%
20	12	⬇️	Ruby	0.873%	-0.05%

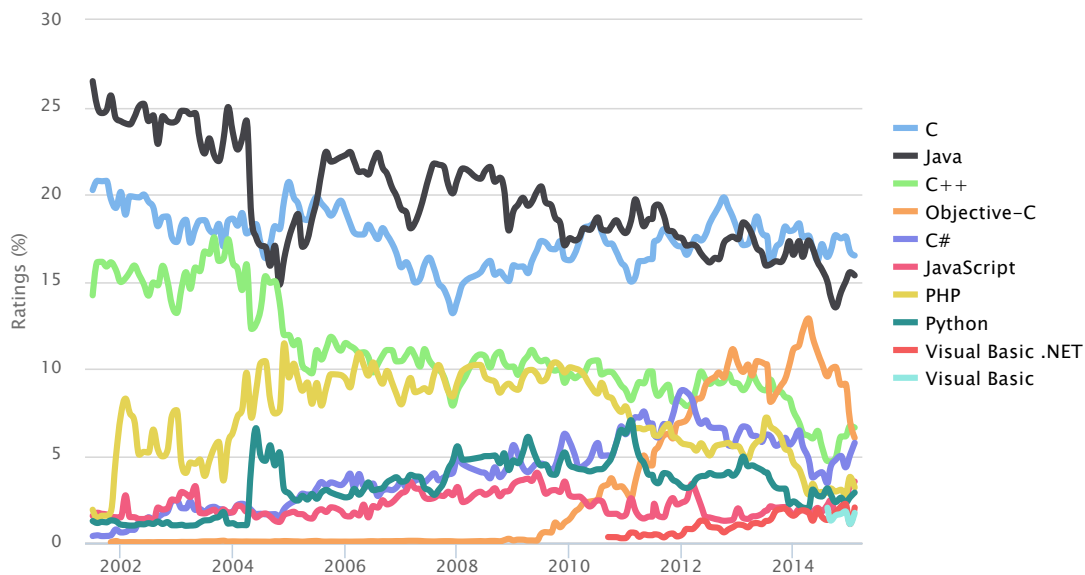
## Millennium Broadway Hotel New York

BGN288.23 Best Price Guarantee

Booking.com

### TIOBE Programming Community Index

Source: www.tiobe.com



## Other programming languages

The complete top 50 of programming languages is listed below. This overview is published unofficially, because it could be the case that we missed a language. If you have the impression there is a programming language lacking, please notify us at [tpci@tiobe.com](mailto:tpci@tiobe.com) (<mailto:tpci@tiobe.com>).

Position	Programming Language	Ratings
21	ML	0.861%
22	COBOL	0.858%
23	SAS	0.832%
24	PostScript	0.801%
25	Logo	0.796%
26	Assembly	0.751%
27	Swift	0.723%
28	OpenEdge ABL	0.704%
29	ActionScript	0.692%

30	D	0.619%
31	Fortran	0.543%
32	Lisp	0.519%
33	Groovy	0.502%
34	RPG (OS/400)	0.469%
35	Ada	0.445%
36	Awk	0.433%
37	Scratch	0.411%
38	Scheme	0.391%
39	Max/MSP	0.363%
40	Lua	0.353%
41	Scala	0.318%
42	Prolog	0.317%
43	Go	0.302%
44	Inform	0.300%
45	PL/I	0.293%
46	Haskell	0.266%
47	LabVIEW	0.250%
48	(Visual) FoxPro	0.250%
49	C shell	0.249%
50	VBScript	0.233%

## The Next 50 Programming Languages

The following list of languages denotes #51 to #100. Since the differences are relatively small, the programming languages are only listed (in alphabetical order).

- 4th Dimension/4D, ABC, Alice, Apex, Arc, Bash, bc, Bourne shell, cg, CL (OS/400), Clean, Clojure, Dart, DiBOL, Erlang, EXEC, Factor, Forth, Icon, IDL, Io, Io, J#, JADE, JScript, Korn shell, Ladder Logic, M4, Magic, Mathematica, Moto, NATURAL, NXT-G, OpenCL, Oz, PILOT, Programming Without Coding Technology, Pure Data, Q, S, SPARK, SPSS, SQR, Standard ML, Stata, Tcl, TOM, VHDL, Z shell

## This Month's Changes in the Index

This month the following changes have been made to the definition of the index:

- Iskander Sabaev suggested to add MQL5 to the MQL4 entry. This has been done.
- Due to a bug in the January edition of the TIOBE index, some programming languages such as Visual FoxPro and COBOL had a higher rating than usual. This has been fixed.
- There are lots of mails that still need to be processed. As soon as there is more time available your mail will be answered. Please be patient.













## Very Long Term History

To see the bigger picture, please find the positions of the top 10 programming languages of many years back. Please note that these are *average* positions for a period of 12 months.

Programming Language	2015	2010	2005	2000	1995	1990	1985
C	1	2	1	1	2	1	1
Java	2	1	2	3	-	-	-
Objective-C	3	22	39	-	-	-	-
C++	4	4	3	2	1	2	12
C#	5	5	8	8	-	-	-
PHP	6	3	4	28	-	-	-
Python	7	6	6	24	22	-	-
JavaScript	8	8	9	6	-	-	-
Perl	9	7	5	4	9	13	-
Visual Basic .NET	10	-	-	-	-	-	-
Pascal	16	13	67	12	3	15	5
Lisp	18	16	13	15	5	3	2
Ada	30	25	15	16	6	4	3

## Programming Language Hall of Fame

The hall of fame listing all "Programming Language of the Year" award winners is shown below. The award is given to the programming language that has the highest rise in ratings in a year.

Year	Winner
2014	 JavaScript
2013	 Transact-SQL
2012	 Objective-C
2011	 Objective-C
2010	 Python
2009	 Go
2008	 C
2007	 Python
2006	 Ruby
2005	 Java
2004	 PHP
2003	 C++

## Bugs & Change Requests

This is the top 5 of most requested changes and bugs. If you have any suggestions how to improve the index don't hesitate to send an e-mail to [tpci@tiobe.com](mailto:tpci@tiobe.com) (<mailto:tpci@tiobe.com>).

1. Apart from "<language> programming", also other queries such as "programming with <language>", "<language> development" and "<language> coding" should be tried out.
2. Add queries for other natural languages (apart from English). The idea is to start with the Chinese search engine Baidu. This has

- been implemented partially and will be completed the next few months.
3. Add a list of all search term requests that have been rejected. This is to minimize the number of recurring mails about Rails, JQuery, JSP, etc.
  4. Start a TIOBE index for databases, software configuration management systems and application frameworks.
  5. Some search engines allow to query pages that have been added last year. The TIOBE index should only track those recently added pages.

---

## Frequently Asked Questions (FAQ)

- **Q: Am I allowed to show the TIOBE index in my weblog/presentation/publication?**  
A: Yes, the only condition is to refer to its original source "www.tiobe.com".
- **Q: How may I nominate a new language to be added to the TIOBE index?**  
A: If a language meets the criteria of being listed (i.e. it is Turing complete and has an own Wikipedia entry that indicates that it concerns a programming language) and it is sufficiently popular (more than 25,000 hits for "+<language> programming" for Google), then please write an e-mail to [tpci@tiobe.com](mailto:tpci@tiobe.com) (<mailto:tpci@tiobe.com>).
- **Q: I would like to have the complete data set of the TIOBE index. Is this possible?**  
A: We spent a lot of effort to obtain all the data and keep the TIOBE index up to date. In order to compensate a bit for this, we ask a fee of 5,000 US\$ for the complete data set. The data set runs from June 2001 till today. It started with 25 languages back in 2001, and now measures more than 150 languages once a month. The data are available in comma separated format. Please contact [sales@tiobe.com](mailto:sales@tiobe.com) (<mailto:sales@tiobe.com>) for more information.
- **Q: Why is the maximum taken to calculate the ranking for a grouping, why not the sum?**  
A: Well, you can do it either way and both are wrong. If you take the sum, then you get the intersection twice. If you take the max, then you miss the difference. Which one to choose? Suppose somebody comes up with a new search term that is 10% of the original. If you take the max, nothing changes. If you take the sum then the ratings will rise 10%. So taking the sum will be an incentive for some to come up with all kinds of obscure terms for a language. That's why we decided to take the max.  
  
The proper way to solve this is of course to take the sum and subtract the intersection. This will give rise to an explosion of extra queries that must be performed. Suppose a language has a grouping of 15 terms, then you have to perform 32,768 queries (all combinations of intersections). So this seems not possible either... If somebody has a solution for this, please let us know.
- **Q: What happened to Java in April 2004? Did you change your methodology?**  
A: No, we did not change our methodology at that time. Google changed its methodology. They performed a general sweep action to get rid of all kinds of web sites that had been pushed up. As a consequence, there was a huge drop for languages such as Java and C++. In order to minimize such fluctuations in the future, we added two more search engines (MSN and Yahoo) a few months after this incident.
- **Q: Why is YouTube used as a search engine for the TIOBE index?**  
A: First of all, YouTube counts for less than 10% of all ratings, so it has hardly any influence on the index. YouTube has been added as an experiment. It qualified for the TIOBE index because of its high ranking on Alexa. YouTube is a young platform (so an indicator for popularity) and there are quite some lectures, presentations, programming tips and language introductions available on YouTube.